


SUM 210 COD. 8050000055 - SUM 210 TCE COD. 805000085  
 SUM 210 VL COD. 8050000060 - SUM 210 VL TCE COD. 805000080



LINEA PROFESSIONALE  
 PROFESSIONAL RANGE  
 GAMME PROFESSIONELLE  
 PROFISERIE  
 LINEA PROFESIONAL



MODELLO - MODEL - MODÈLE - MODELL - MODELO

SUM 210

TIPO MOTORE - MOTOR TYPE - TYPE DU MOTEUR - MOTOR TYP - TIPO MOTOR

Monofase - Monophase - Monophasé - Einphasen - Monofásico

TENSIONE - VOLTAGE - TENSION - SPANNUNG - TENSÓN

220 V

FREQUENZA - FREQUENCY - FRÉQUENCE - FREQUENZ - FRECUENCIA

50 Hz

POTENZA MOTORE - ENGINE POWER - PUISSANCE DU MOTEUR - LEISTUNGS-AUFNAHME - POTENCIA MOTOR

900 W - 1,21 HP

PORTATA MAX. - MAX. LIFTING CAPACITY - CHARGE MAX. - LAST MAX. - CAPACIDAD

200 kg

TIRO UTILE - CABLE LENGTH - CHARGE UTILE - ARBEITSHÖHE/SEILLÄNGE - ALTURA DE ELEVACIÓN

25 m

VELOCITÀ DI SALITA - LIFTING SPEED - VITESSE DE LEVAGE - AUFSTIEGSGESCHWINDIGKEIT - VELOCIDAD DE ELEVACIÓN

23 m/min

DIAMETRO FUNE - STEEL CABLE DIAMETER - DIAMÈTRE DU CÂBLE - SEILDURCHMESSER - DIAMETRO DEL CABLE

5 mm

PESO ELEVATORE - HOIST WEIGHT - POIDS DU TREUIL - GEWICHT - PESO

35 kg

DIMENSIONI - DIMENSIONS - DIMENSIONS - ABMESSUNG - DIMENSIONES

mm 820 x 235 x 520 h

TIRO UTILE MAX - MAX. CABLE LENGTH - CHARGE UTILE MAX. - ARBEITSHÖHE/SEILLÄNGE MAX. - ALTURA DE ELEVACIÓN MAX.

40 m



**cod. 0007200000**

- Morsetto attacco bandiera
- Fixing clamp
- Collier de fixation
- Klemme
- Mordaza/Enlace sobresaliente




**cod. S150-S4000**

- Tirante unificato
- Support with tie rod
- Support à tirant
- Zugstangenstütze
- Tirante Unificado



**cod. 9223816600**

- Supporto inferiore registrabile
- Lower support
- Support inférieur
- Untere Abstützung
- Soporte inferior



**cod. 1616519800**

- Parallelogramma Univers.
- Parallelogram
- Parallélogramme
- Parallelogramm
- Paralelograma



**TCE MONOFASE**

**cod. 8050601705**

- Telecomando monofase
- Monophase remote control
- Télécommande monophasé
- Einphasig Fernbedienung
- Telecomando monofásico




**cod. 8050601800 (25 MT)**

**cod. 8050602000 (35 MT)**

**cod. 8050601900 (40 MT)**

- Prolunga 25/35/40 mtc cavo
- Cable extension
- Câble extension
- Verlängerung stahlseil
- Cable prolongación



**cod. Z103800000**

- Attacco a ponteggio
- Tubular scaffold
- Attelage à échafaudage tubulaire
- Rohrgerüst
- Columna tubular

MAX  
200 Kg



**cod. 0007400000**

- Puntone a finestra
- Window strut
- Chevron fenêtre
- Fensterstütze
- Puntal a ventana




**cod. 0007300000**

- Puntone a soffitto
- Window strut
- Chevron fenetre
- Geschoß stütze
- Puntal a techo



**cod. 5439243101**

- Kit Carrello
- Kit Wheels
- Kit Galets
- Rollensatz
- Set carro



**cod. 5439243102**

- Freno di stazionamento
- Parking brake unit
- Groupe frein de stat.
- Feststellbremse
- Freno de estacionamiento



MAX  
300 Kg

**cod. 9200810600**

- Cavalletto
- Trestle
- Chevalet
- Traggerüst
- Caballete

**cod. 9200826000**

- Zavorraggio
- Ballast
- Lest
- Ballastübernahme
- Contrapeso